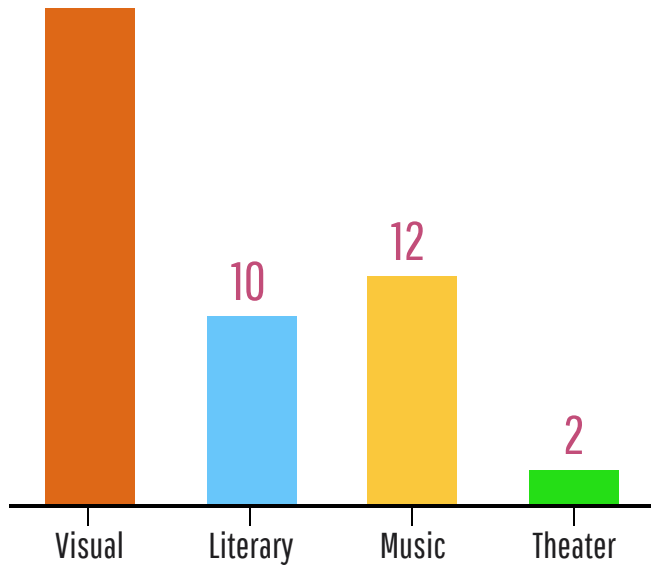


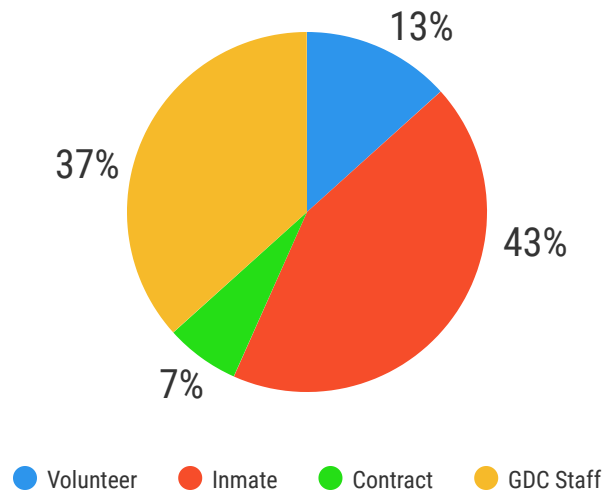


*** Reflects Only State Prisons ***

26 Types of Programs



Roles of Instructors




936

Current Participants

290

FY19 Successful Completions



Youngest Completer: 20

39
Average Age

Oldest Completer: 78

How programs are evaluated for effectiveness:

- Enrollment
- Student Attendance
- Student Performance
- Informal Feedback

Improvements

Facility leadership report that their arts related programs could be improved through:

- More resources/supplies/funding
- Art Professionals to facilitate
- Increased recognition for the art work
- More volunteers
- Correctional Officers to provide security for the art programs
- Opportunities for showcasing the art
- Additional facility space